

1000-BQ2/128

HOT HOLDING BANQUET CARTS



• HALO HEAT . . . a controlled, uniform heat source that gently surrounds food for better appearance, taste, and longer holding life.

- Close temperature tolerance and even heat application provides even heat from top to bottom – side to side.
- Holds preplated food fresh, flavorful, and hot.
- No moisture pans, water or canned heat needed.
- Designed to adapt to any type of banquet holding:
 - Covered plates, stacked
 - Covered or uncovered plate carriers
 - Accepts trays for banquet service
 - Additional shelves for full-size and half-size pans (gastronorm pans)
- Non-magnetic stainless steel interior resists corrosion.
- Full perimeter, wall-friendly bumper, transport handles, and heavy duty casters.

Stainless steel exterior with two (2) transport handles on each end of the cart. The cabinet has an ON/OFF power switch; Up and Down Arrow Keys with a temperature range of 60° to 200°F (16° to 93°C); heat indicator light; temperature display key, and digital display. Four (4) chrome plated wire shelves are included. A full-perimeter, wall-friendly bumper is included, along with four (4) 6" (152mm) heavy duty casters, 2 rigid and 2 swivel with brake.

Flexible choice of preplated meal service: This banquet cart will also hold covered meals without plate carriers. Additional shelves will equip cart to hold preplated meals without covers, trays, and bulk food items in pans.

MODEL 1000-BQ2/128: Mobile banquet cart with capacity of 128 meals (10" covered plates)



ANSI/NSF 4

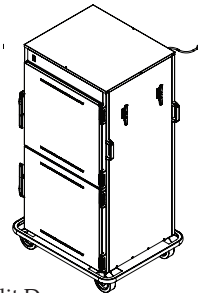


IP X4



FACTORY INSTALLED OPTIONS

- Door Choices
 - Full door, standard
 - Split door, optional
- Door Swing Choices
 - Right-hand swing, standard
 - Left-hand swing, optional
- Electrical Choices
 - 120V
 - 208-240V
 - 230V
- Trailer Hitch



Split Door Option

SPECIAL INFORMATION:

- Plate covers are not furnished.
- Plate carriers are optional.
- Since plates and plate covers vary in size, cabinet may not hold maximum quantity of meals specified.



DC-2868



DC-2869

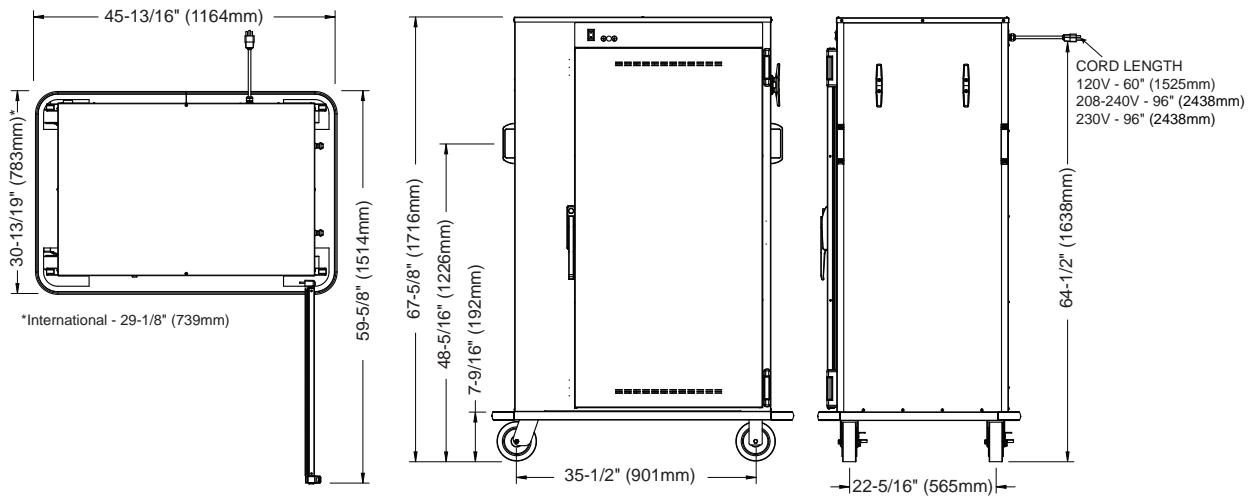


W164 N9221 Water Street • P.O. Box 450 • Menomonee Falls, Wisconsin 53052-0450 • U.S.A.

PHONE: 262.251.3800 800.558.8744 U.S.A./CANADA FAX: 262.251.7067 800.329.8744 U.S.A. ONLY

www.alto-shaam.com





DIMENSIONS: H x W x D	
EXTERIOR:	67-5/8" x 45-7/8" x 30-13/16" (1716mm x 1164mm x 783mm)
INTERIOR:	52-7/8" x 36-1/8" x 25-1/2" (1342mm x 917mm x 647mm)






WEIGHT	
NET	370 lbs (168 kg)
SHIP	485 lbs (220 kg)
CARTON DIMENSIONS: (L x W x H)	
51" x 33" x 75" (1295mm x 838mm x 1905mm)	

INSTALLATION REQUIREMENTS	
Cart must be installed level. It must not be installed in any area where it may be affected by steam, grease, dripping water, high temperatures, or any other severely adverse conditions.	

CLEARANCE REQUIREMENTS	
Full perimeter bumper accommodates all clearance requirements.	

OPTIONS & ACCESSORIES

Plate Carriers, chrome plated (EACH HOLD 4 PREPLATED MEALS)	
<input type="checkbox"/> Uncovered "P" Carriers	DC-2868
Plate dia: 10" (254mm) max. • 7-3/4" (197mm) min. Vertical rung spacing: 2-5/8" (67mm) CAPACITY: 32 CARRIERS, 128 PREPLATED MEALS	
<input type="checkbox"/> Covered "C" Carriers	DC-2869
Plate dia: 9-3/4" (248mm) max. • 7-3/4" (197mm) min. Vertical clearance between top and bottom carrier: 11-5/8" (295mm) CAPACITY: 32 CARRIERS, 128 PREPLATED MEALS	
<input type="checkbox"/> Door Lock with Key	LK-22567
<input type="checkbox"/> Shelf Support (2 required for each shelf)	1061
<input type="checkbox"/> Shelf Support Clip (1 required for each shelf)	11533
<input type="checkbox"/> Wire Shelf, chrome plated	SH-22727

ELECTRICAL						
VOLTAGE	PHASE	CYCLE/HZ	AMPS	kW	CORD & PLUG INCLUDED	
120	1	60	17.5	2.1		NEMA 5-30P 30A- 125V PLUG
208 240	1	60	7.7 8.9	1.6 2.1		NEMA 6-15P 15A - 250V PLUG
230	1	50/60	8.4	2.0	PLUGS RATED 250V	
		CEE 7/7				CH2-16P
						BS 1363

CAPACITY	
320 lbs (145 kg) MAXIMUM VOLUME MAXIMUM: 200 QUARTS (253 LITERS)	
PLATES: (without plate carriers)	
— 8" - 8-3/4" (203mm - 222mm) with covers: 176 (11 per shelf)	
— 9" - 10" (229mm - 254mm) with covers: 128 (8 per shelf)	
— 10-1/4" - 11-3/4" (260mm - 298mm) with covers: 96 (6 per shelf)	
— 12" - 12-3/4" (305mm - 324mm) with covers: 64 (4 per shelf)	
LARGER DIAMETER ITEMS WILL RESULT IN REDUCED PLATE CAPACITIES	
PANS: Full-size and half-size pan combinations (per shelf)	
— 12" x 20" (530mm x 325mm - GN 1/1): 2	
— 12" x 10" (265mm x 325mm - GN 1/2): 4	
ADDITIONAL WIRE SHELVES WITH SUPPORT CLIPS WILL ACCOMMODATE VARIOUS COMBINATIONS OF 2-1/2" (65mm), 4" (100mm) OR 6" (150mm) DEEP PANS	
SHELF CAPACITY:	
— Shelves maximum: 16 SPACING ON CENTERS 3-5/32" (80mm)	

