



SLR6C/P - Lincat Silverlink 600 Propane Gas Free-standing Oven Range - Castors at Rear - 4 Burners - W 600 mm - 23.8 kW

Cook a variety of delicious dishes with the powerful Silverlink 600 Gas Oven Range.

- ✓ Rear castors to make moving oven range out for deeper cleaning easier
- ✓ Four powerful gas burners with flame failure device for added safety
- ✓ High power gas oven with side opening doors for easy access
- ✓ Fully pressed and sealed hob tops for easy cleaning
- ✓ Robust, easy-to-clean vitreous enamelled cast iron pan supports
- ✓ Low level flue maximises working area and enables you to use large stock pots
- ✓ Four shelf positions with two removable shelves

Specifications

Summary

| | |
|-----------------------------|-----------------------------------|
| Brand | Lincat |
| Range | Silverlink 600 |
| Power Type | Gas |
| Gas Type | Propane Gas |
| Unit Type | Free-standing |
| Available in UK Only | No |
| UK Warranty | 2 Years Parts and Labour Warranty |
| Export Warranty | Contact your local dealer |
| GTIN | 5056105105190 |

Power and Performance

| | |
|-----------------------------|------------|
| BTU per Hour | 81,206 |
| Total Power kW | 23.8 |
| Temperature Range °C | 130-250 |
| Temperature Control | Mechanical |
| Rating per Hob kW | 4.5 |
| Oven Rating kW | 5.8 |

Key Specifications

| | |
|-----------------------------------|-------|
| Number of Shelves included | 2 |
| Number of Shelf Positions | 4 |
| Number of Hobs | 4 |
| Shape of Hob | Round |

Weights and Dimensions

| | |
|----------------------------------|-------------|
| Unit Height (External) mm | 956 |
| Unit Width (External) mm | 600 |
| Unit Depth (External) mm | 600 |
| Height (Internal) mm | 360 |
| Width (Internal) mm | 480 |
| Depth (Internal) mm | 342 |
| Shelf Dimensions Width mm | 460 |
| Shelf Dimensions Depth mm | 342 |
| Hob Dimensions mm | W590 x D500 |
| Net Weight Kg | 67.9 |

Supply Connections

| | |
|---|--------|
| Requires Installation | Yes |
| Requires Electrical Supply | No |
| Gas Connection BSP | 1/2" |
| Gas Consumption at full rate Propane m³ per Hour | 1.70 |
| Gas Pressure Propane mbar | 37 |
| Total heat input at full rate Propane kW | 23.8 |
| Total heat input at full rate Propane BTU per hour | 81,209 |

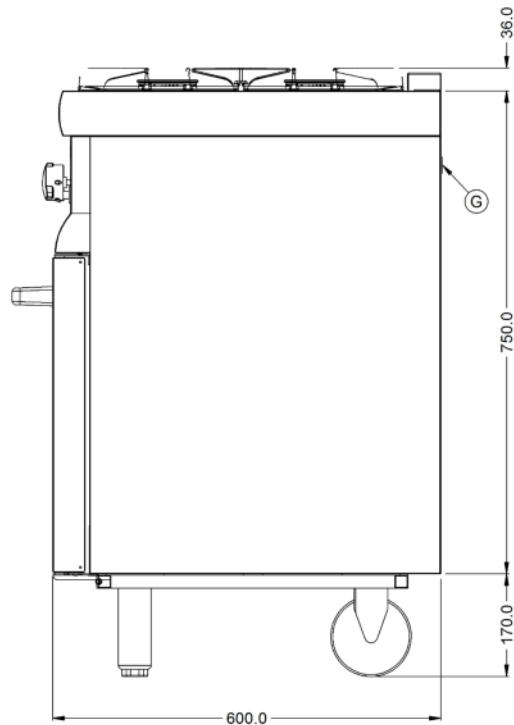
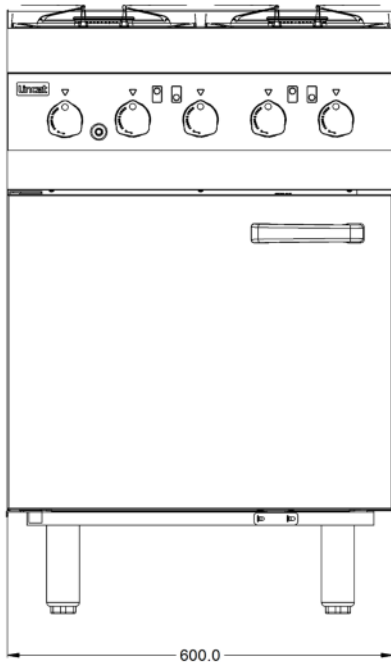
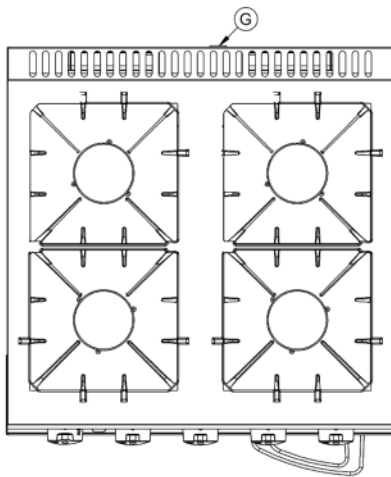
Shipping

| | |
|------------------|------|
| Packed Weight Kg | 80 |
| Packed Height cm | 110 |
| Packed Width cm | 81.3 |
| Packed Depth cm | 68.5 |

Available Accessories

| | |
|---------|-----------------|
| SLR6/SB | SPLASHBACK SLR6 |
|---------|-----------------|

Technical Picture





Lincat Limited

Whisby Road,
Lincoln, LN6 3QZ,
United Kingdom

Company No: 2175448

A member company of



Customer Care

Tel: +44 1522 875500
Email: care@lincat.co.uk

Export Customers

Tel: +44 1522 503250
Email: export@lincat.co.uk

Opening Hours

Monday – Friday:
8.30am – 5pm